

**Prestashop Birthday Coupon**



**User Manual and Installation Guide**

## Contents

1.0 Introduction.....	3
1.1. Benefits of Merchant .....	3
1.2 Benefits of Customer.....	4
2.0 Installation .....	4
3.0 How to configure module ? .....	5
4.0 Admin Interface.....	5
4.1 General Settings .....	6
4.2 Email Settings .....	10
4.3 Country Restriction .....	11
4.4 Category Restriction.....	12
4.5 Statistics .....	12

## 1.0 Introduction

The Prestashop Birthday coupon addon allows the store merchant to send the discount vouchers and free gifts to the customer on their birthdays. Prestashop Birthday Gift Addon is an effortless way to please your customers and boost your sales at the same time. The module makes sure that the eCommerce store owner never misses a chance of create a special connection with their customers. You can propose your promotions in many forms such as Discount percentage, amount or even free gifts.

Easy to use, this Prestashop addon allows you to send automatic wishes coupled with the incentives to the customers. The admin can even apply country-wise and category-wise restriction to the offers.

### 1.1. Benefits of Merchant

- Prestashop Birthday Present module allows the admin to configuration the module easily.
- Prestashop Birthday Coupon addon enables the Prestashop store admin to set the terms and conditions for the discount/presents offered to the customers on their birthdays.
- Prestashop Birthday gift module allows the admin to change the Coupon prefix or coupon code name in different languages as per the requirement.
- This prestashop addons generate the automatic coupon each time and send the email to their customer.
- This PrestaShop Birthday voucher extension enable Prestashop owners to set the minimum cart value required to avail the discount offered.
- This PrestaShop Birthday coupon addon allows the store owners to enable the partial use discount amount.
- This Prestashop Birthday Coupon module facilitates the online merchant to choose the occasion for sending the present, i.e., Customer birthday or on completing a year of account creation.
- It Allows the personalisation of the emails being sent to the customers.
- Admin can enable/disable the tax option for minimum cart value.
- This Prestashop Birthday Discount addon allows admin to enable/disable the free shipping option.
- This Prestashop Birthday Coupon extension facilitates the admin to select an offer type i.e. Percent, Amount & send a free gift.
- This Prestashop extension allows admin to set the no of days before the Birthday when you want to send the email.
- This Prestashop Birthday coupon extension allows admin to customize the email template and coupon code email.
- This Prestashop Birthday gift addon enable admin to add country restriction.
- Admin can select category restriction.

- This Prestashop Birthday gift module gives access to admin to view the graphical representation to check the list of the coupon generated as well as the status of the coupons.

## 1.2 Benefits of Customer

- Customer feels special when they receive the coupon on their birthday and change the mindset to the next shopping.
- This Prestashop Birthday gift addon can send free gift or discount coupons to the customer on their birthday,
- Customer can use the coupon easily to the next purchase.

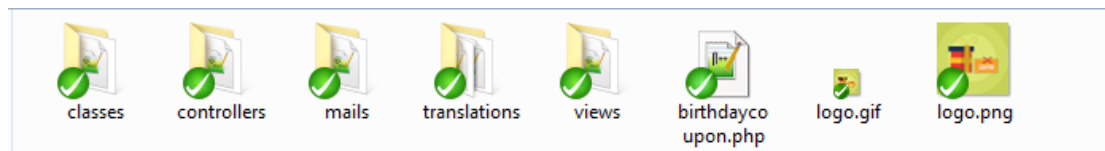
## 2.0 Installation

After the purchase the Prestashop Birthday Coupon Addon from the store and you will get following files as listed below

1. Zipped file containing the source code of the module
2. User Manual

Follow the following steps to install the addon in the Prestashop store:

- Unzip the zipped file. It would contain files and folders as shown below -



- Copy all the files and folders of the unzipped folder into your store “**Modules**” directory on the path - **Root Directory/modules/**.
- Now module is ready to be installed in your store and you can find it in Store Admin -> Modules and Services.

In case, you are not able to find module in admin modules list, please try searching module with following details -

**Keyword** - Birthday Coupon

**Category** - Front office

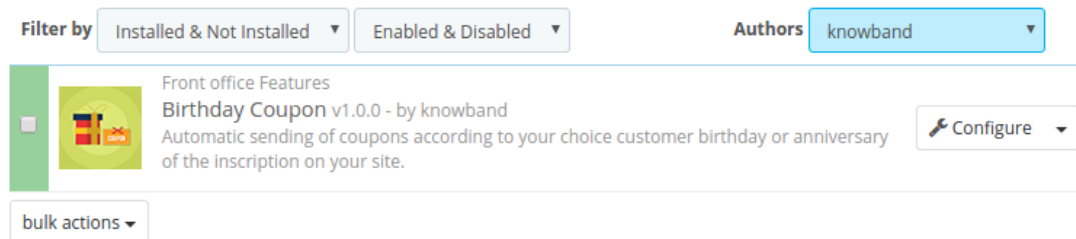
**Filter By** - Installed & Not Installed / Enabled & Disabled

- Click on “Install” button to install the module. It would show a pop-up for your confirmation. Click on “Proceed with the installation” option. This step will install the module and show notification - “Module(s) installed successfully”. Once the installation is complete, the admin can configure the module.

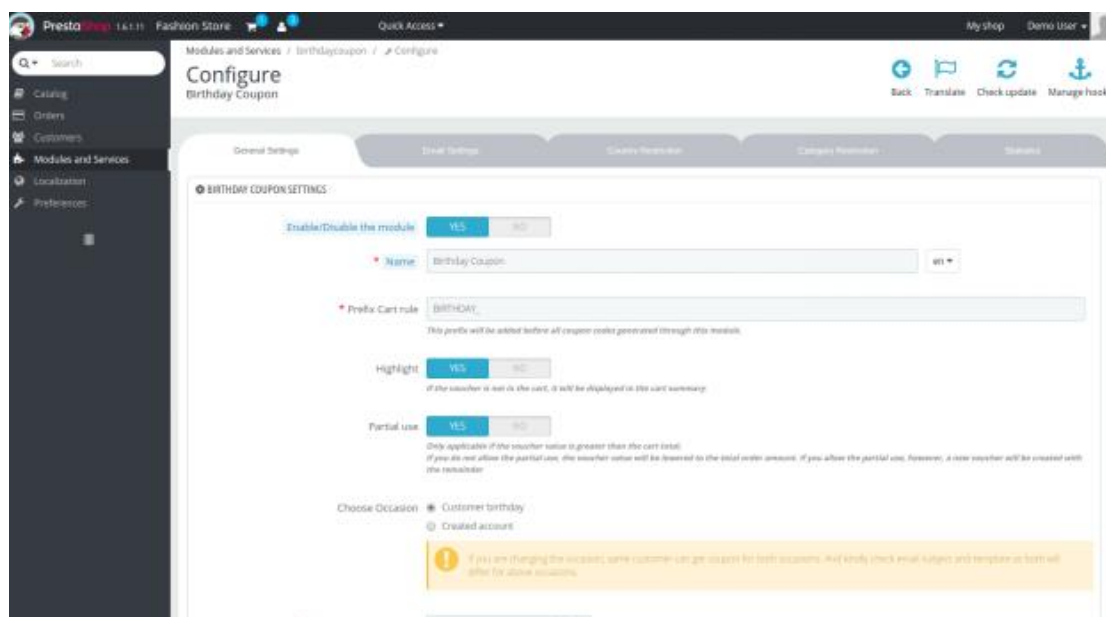
## 3.0 How to configure module ?

Once the prestashop addon is configurable, the Store Owner can setup or configure this module through the admin Panel of the store. There are following sections available to configure this module -

- Go to Store the admin -> Modules and Services
- Find “Birthday Coupon” and click “configure” button given corresponding to the module i.e. shown below-



- After clicking on the “configure” button, you will see a window like the one mentioned below-



## 4.0 Admin Interface

After installing the Prestashop birthday coupon addon into the Prestashop store, the online merchant can easily manage and control the birthday wishes and coupons being offered to the customers. The store owner can make the basic changes in the coupons, email triggers and can even set restrictions on the offers. The various configuration options are mentioned below:

- General Settings
- Email Settings
- Country Restrictions
- Category Restrictions
- Statistics

Each section of Prestashop Birthday Gift Addon is discussed in details:

## 4.1 General Settings

In this section admin can manage the set the coupon code prefix, coupon code validity and much more. The various configuration options in this section are discussed below:

**Enable/Disable:** The Prestashop Birthday Vouchers Addon can be enabled/disabled from this section.

**Name:** Admin can enter the name of the coupon code in the desired language. The module supports multiple languages.

**Prefix Cart Rule:** This is the prefix that will be added before every coupon code generated by the module. Store owner can change this prefix according to the need.

The screenshot shows the 'BIRTHDAY COUPON SETTINGS' page in Prestashop. It includes several configuration options with red annotations:

- Enable/Disable the module:** A toggle switch with 'YES' (blue) and 'NO' (grey) buttons. A red arrow points to it with the annotation: "Toggle to enable/disable the module".
- Name:** A text input field containing 'BIRTHDAY COUPON'. A red box highlights the field with the annotation: "Change the name and prefix of the coupon code".
- Language:** A dropdown menu showing 'en'. A red box highlights the dropdown with the annotation: "Select the language from here".
- Prefix Cart rule:** A text input field containing 'BIRTHDAY\_'. A red arrow points to it from the language dropdown box.
- Highlight:** A toggle switch with 'YES' (blue) and 'NO' (grey) buttons. Below it is the text: "If the voucher is not in the cart, it will be displayed in the cart summary."
- Partial use:** A toggle switch with 'YES' (grey) and 'NO' (red) buttons. Below it is the text: "Only applicable if the voucher value is greater than the cart total. If you do not allow the partial use, the voucher value will be lowered to the total order amount. If you allow the partial use, however, a new voucher will be created with the remainder".

**Highlight:** The Prestashop Birthday Coupon Addon enable this functionality to display the voucher amount in the cart summary. It will be displayed if the voucher is shown in the cart.

**Partial Use:** If this feature is enabled, then, the customer gets an option to use the voucher amount partially. In case of partial use, a new voucher will be created with the remaining amount.

The screenshot shows the 'BIRTHDAY COUPON SETTINGS' interface. At the top, there are tabs for 'General Settings', 'Email Settings', 'Country Restriction', 'Category Restriction', and 'Statistics'. The 'General Settings' tab is active. Below the tabs, there is a section titled 'BIRTHDAY COUPON SETTINGS'. It contains several settings:

- 'Enable/Disable the module' with 'YES' and 'NO' buttons. 'YES' is selected.
- '\* Name' with a text input field containing 'BIRTHDAY COUPON' and a language dropdown set to 'en'.
- '\* Prefix Cart rule' with a text input field containing 'Harish'. Below it, a note says: 'This prefix will be added before all coupon codes generated through this module.'
- 'Highlight' with 'YES' and 'NO' buttons. 'YES' is selected. Below it, a note says: 'If the voucher is not in the cart, it will be displayed in the cart summary.'
- 'Partial use' with 'YES' and 'NO' buttons. 'NO' is selected. Below it, a note says: 'Only applicable if the voucher value is greater than the cart total. If you do not allow the partial use, the voucher value will be lowered to the total order amount. If you allow the partial use, however, a new voucher will be created with the remainder.'
- 'Choose Occasion' with two radio buttons: 'Customer birthday' (selected) and 'Created account'.

Two red boxes with arrows point to specific settings:

- A red box on the left contains the text 'Enable to display the voucher in the cart summary' with an arrow pointing to the 'Highlight' setting.
- A red box on the right contains the text 'Enable to allow the customers to partially use of the voucher value' with an arrow pointing to the 'Partial use' setting.

**Choose Occasion:** The Prestashop Birthday Vouchers Extension allows admin to wishes along with the voucher are sent on two different occasions, that is, the Birthday of the customer or on completion of a year of account creation. The admin can select any one occasion from this selection.

**Coupon Validity:** In this section admin can set the expiry duration (in days) of the coupon code.

**Minimum Amount:** Set the minimum order amount. The coupon will be applicable only if the order value is above this fixed amount.

**Select Minimum Amount Currency:** Select the currency from the drop-down list of the minimum amount value.

Choose Occasion ☒ Customer birthday ☐ Created account **Select the occasion**

**!** If you are changing the occasion, same customer can get coupon for both occasions. And kindly check email subject and template as both will differ for above occasions.

\* Coupon Validity in days  Days **Set the expiry date of the coupon code**  
Coupon will expire after number of given day(s)

\* Minimum Amount  **Set the minimum order value for availing the offer**  
Coupon valid after minimum amount of the order.

Select Minimum Amount Currency  **Select the currency**

Minimum Amount Tax Included

Minimum Amount Shipping Included

Valid Order    
The customer must complete at least one order to receive a coupon from this module.

**Minimum Amount Tax Included:** If the button is enabled, the minimum order amount will consider the tax. Otherwise the tax will be excluded while considering the minimum order amount.

**Minimum Amount Shipping Included:** If the button is enabled, the minimum order amount will include the shipping amount. Otherwise, the shipping amount will not be considered in the minimum order limit.

**Valid Order:** This validates the eligibility of the customers for availing the offers. If it is enabled, then, the customer must have completed at least one order in order to get the incentive.

Minimum Amount Tax Included   **Toggle to include/exclude the tax in the minimum order value**

Minimum Amount Shipping Included   **Toggle to include/exclude the Shipping amount**

Valid Order    
The customer must complete at least one order to receive a coupon from this module.

Free Shipping   **Toggle to enable/disable free shipping option**

Apply a Discount ☒ Percent (%) ☐ Amount ☐ Send a Free Gift

+ Value  %

**Apply a Discount:** This Prestashop Birthday Coupon Addon allows admin can offer an incentive to the customers in three form.

- **Percent Discount:** In this section admin can set the percentage value.



Apply a Discount ☒ Percent (%)  
☐ Amount  
☐ Send a Free Gift

\* Value  %

Coupon valid after given minimum amount.

- **Amount:** In case of a fixed amount, enter the value and then select the currency in which you want to offer the discount. You can even include/exclude tax from the discount value by toggling the button shown below.

Apply a Discount ☐ Percent (%)  
☒ Amount  
☐ Send a Free Gift

\* Amount

Amount Currency

Tax Included

- **Send a Free Gift:** The admin can even gift a product for free to the customer. You can search the product as shown in the image below:

Apply a Discount ☐ Percent (%)  
☐ Amount  
☒ Send a Free Gift

Search a product

\* Number of Days

Send

Cron tab ☒ Store Visit  
☐ Automatically

2014-15 Liverpool Warrior Presentation Tracksuit (Alloy) (p-46641)
Portugal Football Baby Suit (p-58222)
2015-2016 Italy Puma Stadium Leisure Jacket (Blue) - Kids (p-59002)
2015-2016 Italy Puma Stadium Leisure Jacket (Blue) (p-59001)
2014-2015 Barcelona Nike Woven Tracksuit (Purple) - Kids (p-58215)
2012-13 Inter Milan Nike Supporters Tee (Black) (p-25741)
2014-2015 Real Madrid Adidas SF Casual Tee (Navy) (p-58966)
California Surf T-Shirt (p-3521)
2014-2015 Arsenal Puma Leisure Pants (Navy) - Kids (p-45738)
2010-11 Sunderland Umbro Away Socks (p-12938)
2014-2015 Arsenal Puma Leisure Pants (Navy) (p-45712)

**Number of Days:** In this section the Prestashop Birthday Coupon Addon set the number of days before the Birthday when you want to send the email trigger.

**Cron Tab:** There are two cron settings offered to the store owners.

1. **Store Visit:** Cron will be executed every time someone visits your site.
2. **Automatically:** The cron functionality will be executed through the cron tab.

\* Number of Days  Days

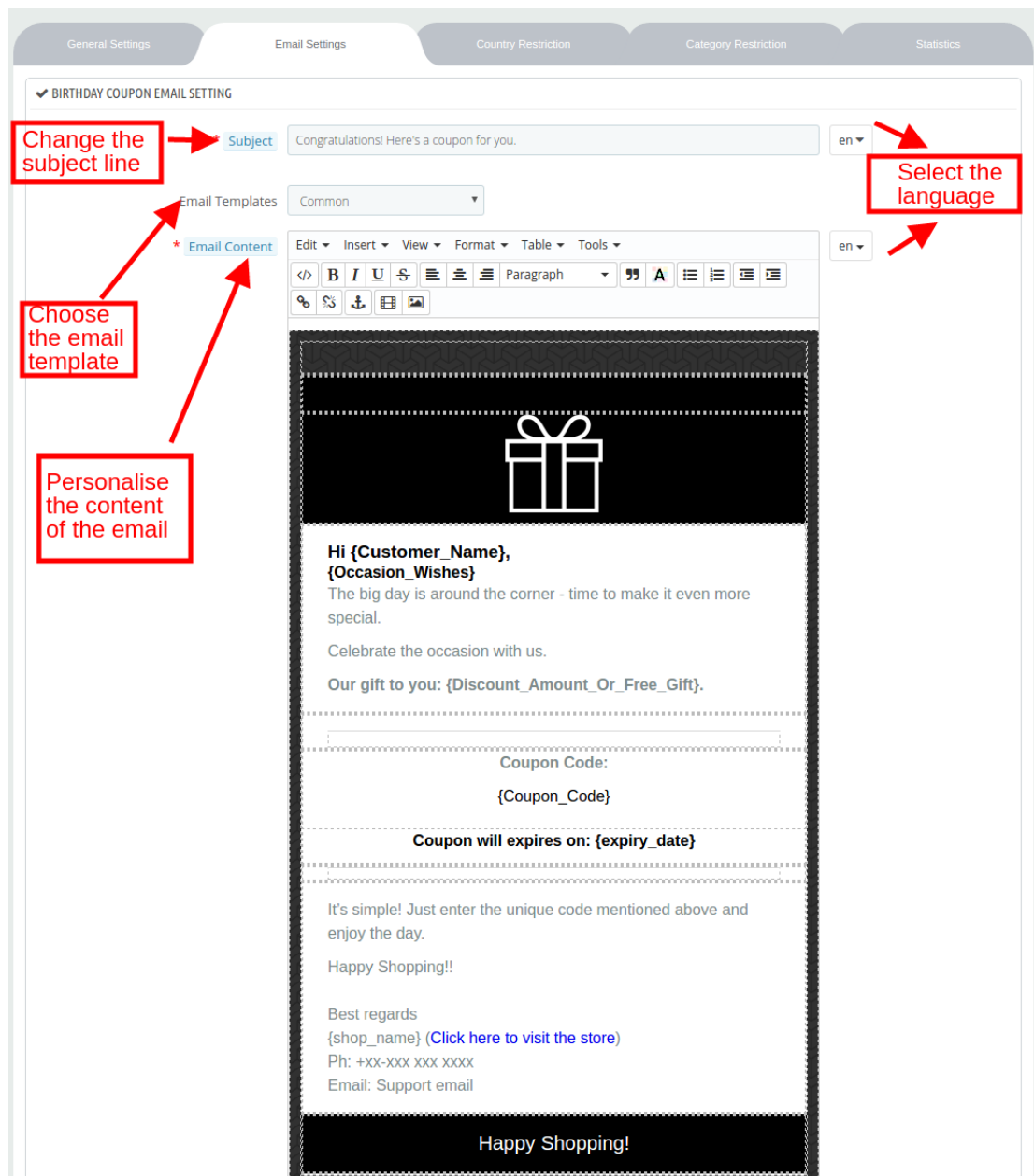
Send coupon email before given number of day(s) from the birth date.

Cron tab ☒ Store Visit ☐ Automatically

Store Visit (Cron functionality will be executed when the some one visits your site once a day)  
Automatically (Cron functionality will be executed through Crontab)

## 4.2 Email Settings

In the email setting tab the Prestashop Birthday gift Addon enable the store admin to **change the subject line** and content of wishes to be sent via email. It offers the multiple email template that admin can choose according to the need. Below shown the image-



## 4.3 Country Restriction

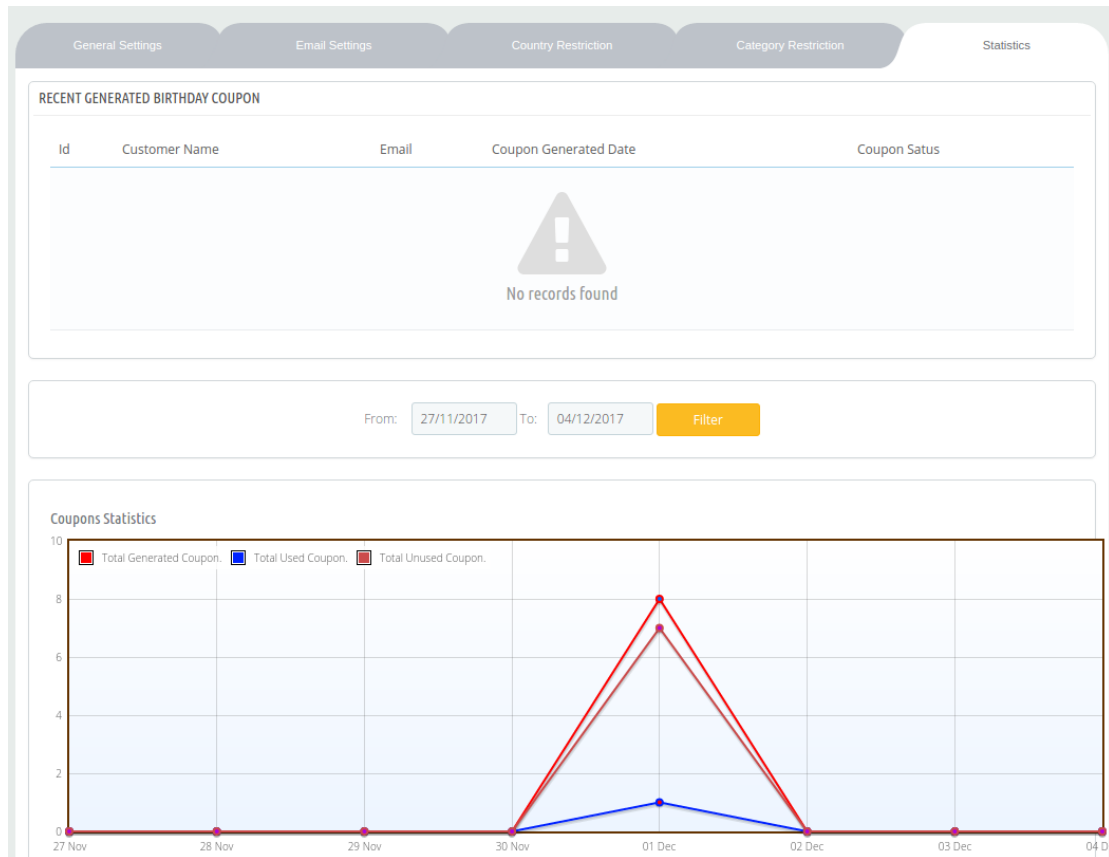
In this section the Prestashop Birthday Coupon Addon allows admin to admin can add country-wise restrictions in the offers. Enable the buttons as shown below and select the country from the list. The offer will now be applicable for the selected countries only.

## 4.4 Category Restriction

The coupon code offered to the customer will be applicable to all the categories available in the site if no category restriction is applied. In order to apply the restriction, enable the button shown below. Expand the category and check the desired categories. The coupon will apply only to the selected categories.

## 4.5 Statistics

The store admin can find the entire list of the coupon generated as well as the status of the coupons in the Statistic tab of the module. The report is generated in both tabular and graphical format.



Now you can try Prestashop Birthday Coupon Addon on your Prestashop website.

### Addon Store

**Link:** <https://addons.prestashop.com/en/promotions-gifts/29903-knowband-birthday-coupon.html>